

SS-0215 hydrophilic waterstop for curb joints

DESCRIPTION

Hydrotite SS-0215 is commonly used on secondary containment curbs, keyed joints in slabs and small diameter pipe penetrations. It features a slim ribbon design that is easy to install.

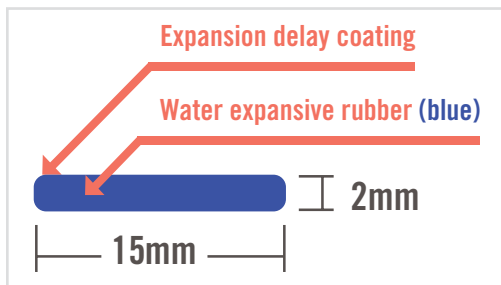
ADVANTAGES

- Volumetric expansion of up to 8x original size when in contact with water
- Repeatedly expands and contracts with cyclical wet/dry conditions
- Slim profile that is easy to install
- Durable: retains strength, size, and flexibility
- Excellent chemical resistance

APPLICATIONS

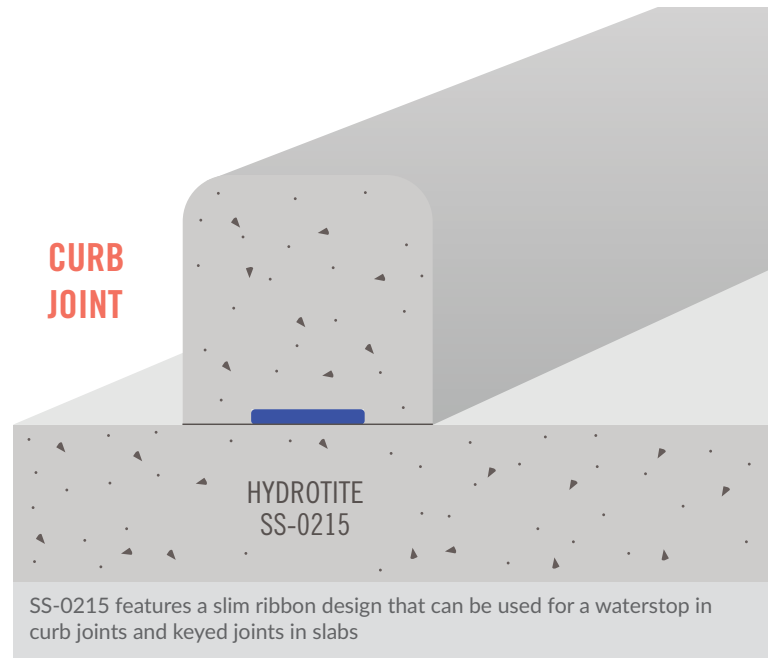
- Curb joints
- Secondary containment joints
- Keyed joints in slabs
- Small diameter pipe penetrations (less than 6")

TECHNICAL DATA



Chemical Resistance

Hydrotite is intended for use in fresh water environments with small amounts of contaminants. Specific site testing is required in areas with concentrated chemicals, processing fluids and brines.



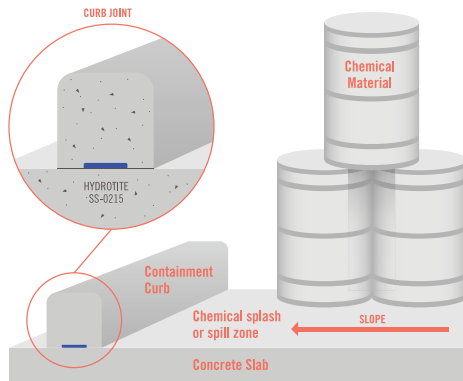
TYPICAL STRUCTURES THAT USE SS-0215

- Sewage plants
- Wind turbine foundations
- Utility chambers
- Commercial construction

SS-0215 hydrophilic waterstop for curb joints

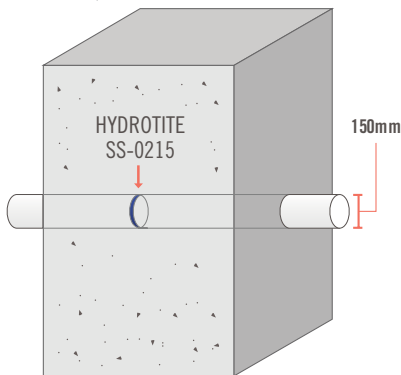
INSTALLATION GUIDELINES

For curb joints - Attach Hydrotite to smooth, even surfaces, free of dirt, oil or laitance for best results. Maintain a minimum of 50 mm concrete coverage over Hydrotite when using 25 mPa or greater compressive strength concrete. Increase the coverage to 100 mm on reduced strength concrete. Hydrotite profiles may be installed in a formed groove of appropriate dimensions or directly on a flat concrete surface.



Hydrotite is the ideal waterstop for sealing curb joints and containment curbs.

For small diameter pipe penetrations - Clean pipe surface at mid-point of concrete wall prior to installation of Hydrotite SS-0215; use Leakmaster adhesive to fill any rough or irregular surfaces. Use a sharp knife to cut Hydrotite SS-0215 to a length slightly less than the circumference of the pipe to provide an elastic seal after the installation has been completed. Wrap Hydrotite SS-0215 around the pipe, apply cyanoacrylate adhesive (quick-curing Super Glue) to the butt ends, join together and hold until the adhesive cures. Slide the pipe with Hydrotite SS-0215 into position at mid-point of concrete wall (at least 50 mm of concrete cover).




Hydrotite is the ideal waterstop for sealing curb joints and containment curbs.

CONTROLLED EXPANSION

Blue Hydrotite has the capability to swell up to 8 times its original size upon contact with water. The extent to which this capacity is used is limited by the Hydrotite profile used, the availability of water and the space required to accommodate the expansion. This high expansion capacity provides a significant factor of safety for sealing construction joints.

Due to design limitations, other hydrophilic sealing materials swell up to only twice their original size. This reduced expansion capacity, relative to Hydrotite, requires that large profiles be used, which are less effective when compared with the expansion capacity of Hydrotite.

Refer to Material Properties document for more details.



PRECAUTIONS & PACKAGING

Hydrotite should be stored in a cool, dark and dry place. If Hydrotite is installed in an expanded condition, the effectiveness of the seal may be severely reduced. Once installed, measures should be taken to prevent exposure to elements such as rainwater, ground water or snow. Packaging: 10 Lm/roll, 6 rolls/box

RELATED PRODUCTS:

- Leakmaster
- CJ-0725
- CJ-1020
- CJ-2020
- CJ-3030

RELATED LITERATURE:

- Installation Guidelines
- Hydrotite Properties
- Project Summaries
- Profile List
- SDS

